

Fotis Grigoris - Teaching Evaluation report

Advanced corporate finance - BFC3140_S1-01_CLAYTON_DAY

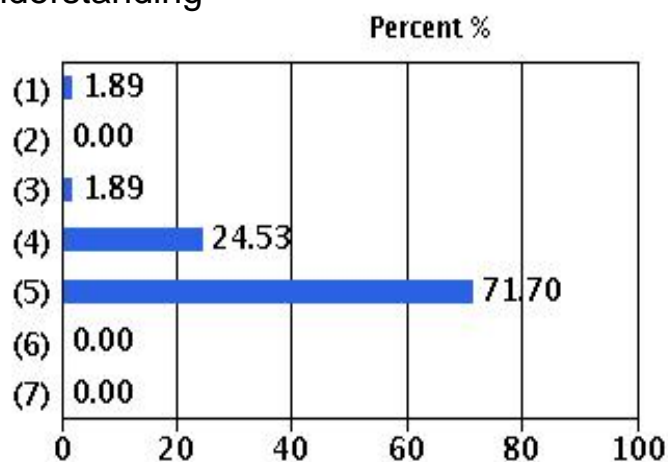
FACULTY OF BUSINESS & ECONOMICS

Administered: Semester 1, 2015
 Number of students enrolled in the unit: 337

Overall response rate: 27.60 % ^
 Surveys completed for this teacher: 53

1. Fotis Grigoris' explanations helped my understanding

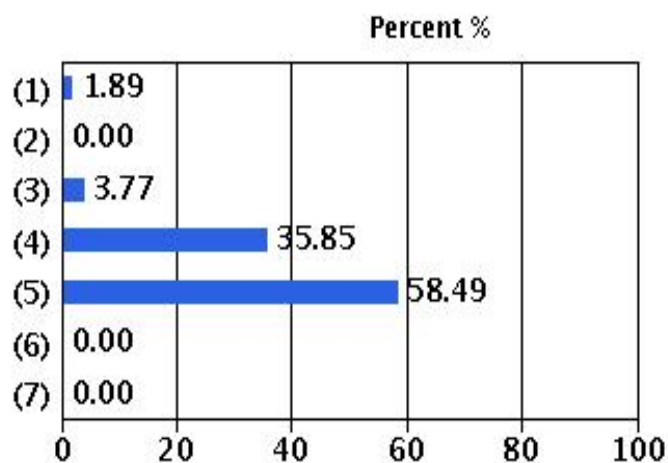
Response scale	Responses	Percent
(1) Strongly disagree	1	1.89%
(2) Disagree	0	0.00%
(3) Neutral	1	1.89%
(4) Agree	13	24.53%
(5) Strongly Agree	38	71.70%
(6) Not Able to Assess	0	0.00%
(7) Not Applicable	0	0.00%
Total (N)	53	100.00%



Median: 4.80 *
 Mean: 4.64
 Agree/Strongly Agree: 96.23 %

2. Fotis Grigoris inspired me to learn more

Response scale	Responses	Percent
(1) Strongly disagree	1	1.89%
(2) Disagree	0	0.00%
(3) Neutral	2	3.77%
(4) Agree	19	35.85%
(5) Strongly Agree	31	58.49%
(6) Not Able to Assess	0	0.00%
(7) Not Applicable	0	0.00%
Total (N)	53	100.00%



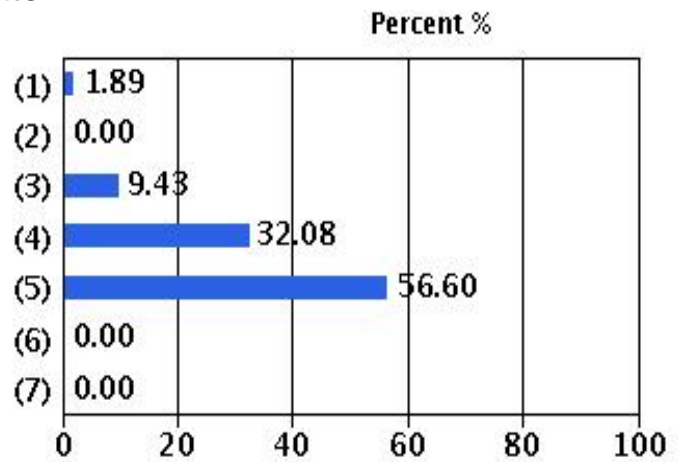
Median: 4.65 *
 Mean: 4.49
 Agree/Strongly Agree: 94.34 %

^ The response rate shown here is an overall SETU response rate for the unit offering that is based on the proportion of enrolled students that answered the 'overall satisfaction' question in the unit evaluation section of the survey. The response rate for individual teachers (i.e. the proportion of the students that they taught that answered the teaching questions) may differ.

* The median shown here is calculated under the assumption that the five point scale represents a continuous random variable rather than five discrete categories. For further information on how this measure is calculated please refer to http://www.opq.monash.edu.au/mqu/evaluations/setu/setu_median_calculation.pdf

3. Fotis Grigoris encouraged me to participate

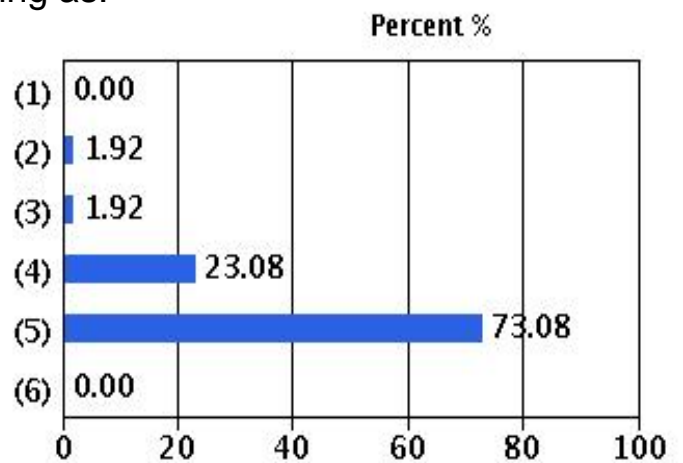
Response scale	Responses	Percent
(1) Strongly disagree	1	1.89%
(2) Disagree	0	0.00%
(3) Neutral	5	9.43%
(4) Agree	17	32.08%
(5) Strongly Agree	30	56.60%
(6) Not Able to Assess	0	0.00%
(7) Not Applicable	0	0.00%
Total (N)	53	100.00%



Median: 4.62 *
 Mean: 4.42
 Agree/Strongly Agree: 88.68 %

4. Overall, I would rate Fotis Grigoris' teaching as:

Response scale	Responses	Percent
(1) Very Poor	0	0.00%
(2) Poor	1	1.92%
(3) Average	1	1.92%
(4) Good	12	23.08%
(5) Outstanding	38	73.08%
(6) Not Able to Assess	0	0.00%
Total (N)	52	100.00%



Median: 4.82 *
 Mean: 4.67
 Good/Outstanding: 96.15 %

* The median shown here is calculated under the assumption that the five point scale represents a continuous random variable rather than five discrete categories. For further information on how this measure is calculated please refer to http://www.opq.monash.edu.au/mqu/evaluations/setu/setu_median_calculation.pdf